

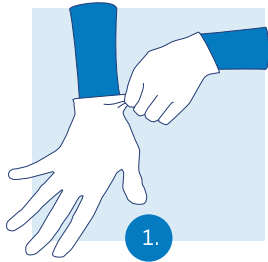


# OPTOMED E-SAFE

Disposable eye cups for hygienic  
retinal imaging

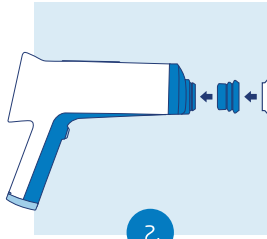
[www.optomed.com](http://www.optomed.com)

# How to use the disposable eye cups



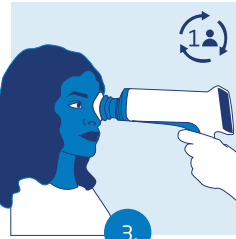
1.

Wear disposable gloves for hygienic handling



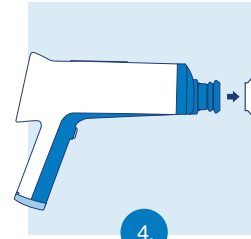
2.

Attach both base and disposable parts to camera



3.

Take the images of the patient



4.

Remove the disposable part after use



5.

Replace disposable part after each patient

*(Recycle according to local instructions)*

- For single patient use
- 2-piece construction
- Disposable part material: Thermoplastic polyurethane (TPU)
- ~ 1000 disposable parts can be used with one base part

## Available package size:

- Starter pack : 5 pcs base, 200 pcs disposable parts



Base part



Disposable part